



District Report Card: 2017


State: Telangana	District: BHADRADRI
Class: 8	Subject: Mathematics
Schools: 51	Students: 1241


Participation/Coverage


Students

GENDER 	Boys		Girls	
	Number	%	Number	%
	609	49.07	632	50.93

AREA 	Rural		Urban	
	Number	%	Number	%
	1057	85.17	184	14.83

CATEGORY 	SC		ST		OBC		GEN	
	Number	%	Number	%	Number	%	Number	%
	233	18.78	672	54.15	313	25.22	23	1.85

CWSN 	LD	VI	HI	S&LD	ID	Oth
	2	1	1	0	0	66

MANAGEMENT 	Government		Government-aided	
	Number	%	Number	%
	1175	94.68	66	5.32

Average Performance of Students in EVS (%)

Overall	Gender		Area		Management		Social Group			
	Male	Female	Rural	Urban	Govt.	Aided	SC	ST	OBC	GEN
32.34	31.56	33.10	33.01	28.55	32.35	32.32	30.67	33.63	30.88	31.59

Performance on Learning Outcomes (LOs)

Learning Outcomes	Description	Average Performance(%)
M601	Solves problems involving large numbers by applying appropriate operations	32.68
M606	Solves problems on daily life situations involving addition and subtraction of fractions / decimals	28.27
M620	Finds out the perimeter and area of rectangular objects in the surroundings like floor of the class room, surfaces of a chalk box etc.	25.83
M621	Arranges given/collected information in the form of table, pictograph and bar graph and interprets them	32.35
M702	Interprets the division and multiplication of fractions	29.90
M705	Solves problems related to daily life situations involving rational numbers	40.77
M706	Uses exponential form of numbers to simplify problems involving multiplication and division of large numbers.	23.53
M707	Adds/subtracts algebraic expressions	32.72
M710	Solves problems related to conversion of percentage to fraction and decimal and vice versa	21.14
M717	Finds out approximate area of closed shapes by using unit square grid/ graph sheet	23.53
M719	Finds various representative values for simple data from her/his daily life contexts like mean, median and mode	45.04
M721	Interprets data using bar graph such as consumption of electricity is more in winters than summer	41.18
M801	Generalises properties of addition, subtraction, multiplication and division of rational numbers through patterns	29.41
M802	Finds rational numbers between two given rational numbers	32.59
M803	Proves divisibility rules of 2, 3,4, 5, 6, 9 and 11	38.24
M804	Finds squares, cubes, square roots and cube roots of numbers using different methods.	36.88
M808	Use various algebraic identities in solving problems of daily life.	47.38
M812	Verifies properties of parallelogram and establishes the relationship between them through reasoning	24.54
M818	Finds surface area and volume of cuboidal and cylindrical object	26.71
M819	Draws and interprets bar charts and pie charts	30.62

Range of Performance of Students who Answered Correctly							
Below 30%		30% - 50%		50% - 75%		Above 75%	
Number	%	Number	%	Number	%	Number	%
637	51.33	430	34.65	149	12.01	25	2.01

Lowest Performing Learning Outcomes (LOs)

1. Solves problems related to conversion of percentage to fraction and decimal and vice versa (21.14)
2. Finds out approximate area of closed shapes by using unit square grid/ graph sheet (23.53)
3. Uses exponential form of numbers to simplify problems involving multiplication and division of large numbers. (23.53)
4. Verifies properties of parallelogram and establishes the relationship between them through reasoning (24.54)
5. Finds out the perimeter and area of rectangular objects in the surroundings like floor of the class room, surfaces of a chalk box etc. (25.83)

CSWN: **LD-** Locomotor Disability; **VI-** Visual Impairment; **HI-** Hearing Impairment;
S&LD- Speech and Language Disability; **ID-** Intellectual Disability; **Oth-** Other Disability.